

Touch panel for sound and air conditioning modules

TW-OLEDx-x

Description

Glass touch panel with 4 touch sensors and an OLED display for sound or climatization unit (mutually exclusive). Works as normal T-K4Gx-x glass touch panel plus a secondary mode to control sound or climatization.

References

Glossy White:	TW-OLEDG-W
Glossy Black:	TW-OLEDG-B
Matte White:	TW-OLEDM-W
Matte Black:	TW-OLEDM-B
Matte White w/cross:	TW-OLEDM-WX
Matte Black w/ cross:	TW-OLEDM-BX

Functionalities

Primary mode - Wall touch panel:

- 4 independent keys freely programmable;
- Command selectable for each key
- 4 sliding keys for up / down or open/close.

Secondary mode - Sound / Climatization:

- Quartz clock for autonomous operation;
- 1 hour of backup for power failures;
- Automatic dimming of the display after 1 min without use;
- Programmable glow function

Application

Housing, Hotels, Offices, Factories.

Accessories

None.

Protections

By D-BUSSUPPLY isolated circuit

Notes

None.



Certifications

- EN 60669-2-1
- Low voltage directive 2014/35 / EU
- EMC directive 2014/30 / EU




Assembly

Mounting in an empty "W" box

Connections

- 0.8 mm wire with fixed connector (0.24, Bus)
- 4 conductors 2 x 2 x 0.8 (KNX)
- Others

Electrical characteristics

Power Supply:	24VDC
24VDC	x 1 for 0,8mm wire 
Ground	x 1 for 0,8mm wire 
Bus	x 1 for 0,8mm wire 

Cleaning the touch panel

To clean your touch panels, use a damp cloth with diluted soap or detergent.

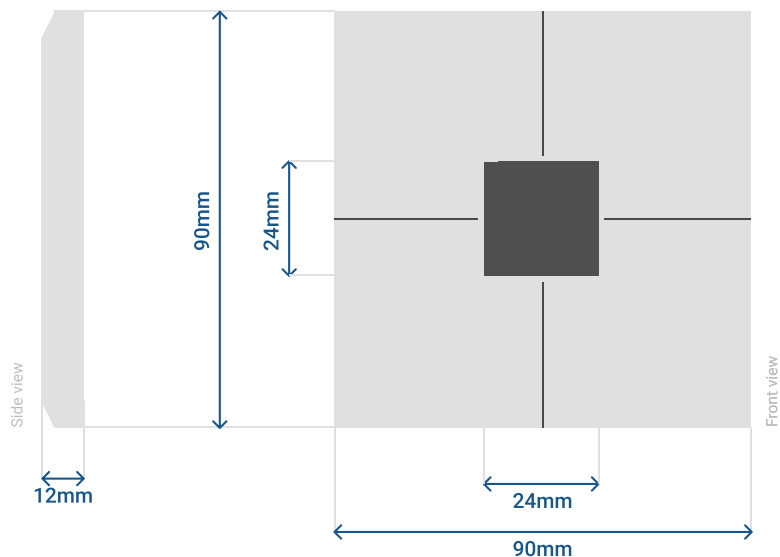
The use of glass cleaner, alcohol or thinner when in contact with the back weakens the glue and may lead to the replacement of the keyboard with the exclusion of warranty.



Touch panel for sound and air conditioning modules

TW-OLEDx-x

Dimensions



Wiring diagram

